

Fullerton™

BTB-FT1 • BTB-FT2

18" or 24" Towel Bar
Toallero de Barra de 18" o 24"
Porte-Serviette du 18" ou 24"

Installation Guide
Guía de Instalación
Guide d'Installation

Installation Support • Soporte de Instalación • Support d'Installation

For Warranty & Care Information or Ordering Replacement Parts:

Para información sobre la garantía y el mantenimiento o para ordenar piezas de repuesto:

Pour renseignements sur la garantie et l'entretien ou pour commander des pièces de rechange:

1-800-PFAUCET (732-8238)
pfisterfaucets.com/support



WARNING / ADVERTENCIA / AVERTISSEMENT

To reduce the risk of injury or property damage, read all instructions before installing product. Wear safety goggles, and call a professional if you are uncertain about installing this product.

Para disminuir el riesgo de lesiones o daños a la propiedad, lea todas las instrucciones antes de instalar el producto. Utilizar gafas de seguridad, y llame a un profesional si tiene dudas sobre la instalación de este producto.

Pour réduire le risque de blessures ou de dommages, lisez toutes les instructions avant d'installer ce produit. Portez des lunettes de sécurité, et appelez un professionnel si vous n'êtes pas sûr à propos de l'installation.

Required Tools • Herramientas necesarias • Outils nécessaires



Level
Burbuja de nivel
Niveau à Bulle



Hammer
Martillo
Marteau



Pencil
Lápiz
Crayon



Phillips Screwdriver
Destornillador de estrella
Tournevis Phillips



Tape
Cinta
Ruban



Safety Goggles
Gafas de seguridad
Lunettes de sécurité

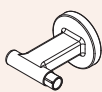


Power Drill
Taladro Eléctrico
Foreuse Électrique

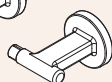


5/16" or 1/8" Bits
5/16" o 1/8" Brocas
5/16" ou 1/8" Forets

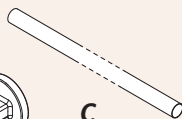
Parts in the Box • Piezas en la caja • Contenu de la boîte



A



B



C



D (x4)



E (x4)



F (x2)



G



H



Hex Wrench
Llave hexagonal
Clé hexagonale

1

Preparation Preparación Préparation



Tape
Cinta
Ruban



Pencil
Lápiz
Crayon



Level
Burbuja de nivel
Niveau à Bulle



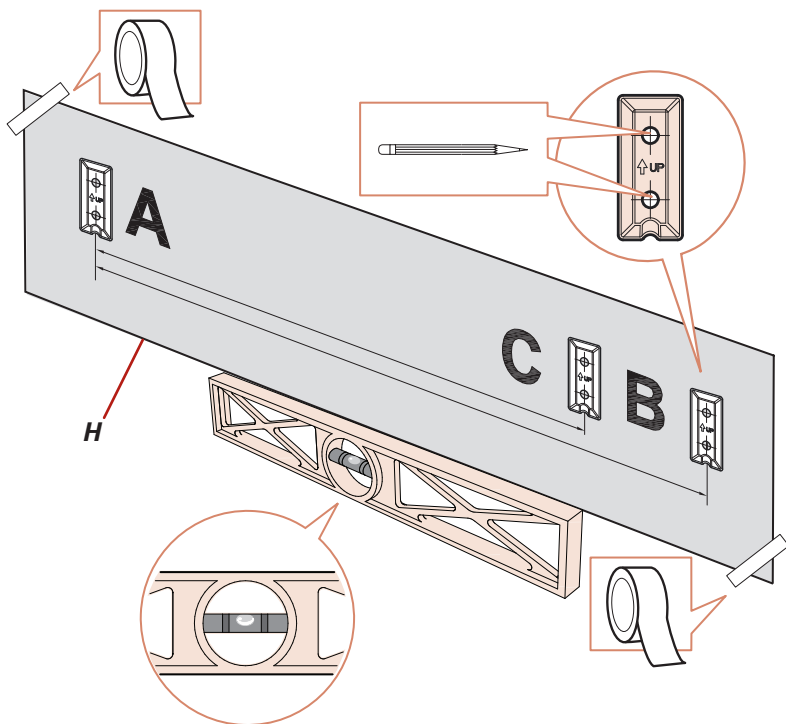
H

1A

Use the Template Screw Hole Markings (A&C) for 18" (457 mm) and (A&B) for 24" (610 mm).

Utilice las marcas de agujeros para tornillos de la plantilla (A y C) para 18 pulg. (457 mm) y (A y B) para 24 pulg. (610 mm) para instalaren el lugar deseado.

Utilisez le modèle pour marquer les trous de vis, (A et C) pour les barres de 18 po. (457 mm) et (A et B) pour les barres de 24 po. (610 mm).



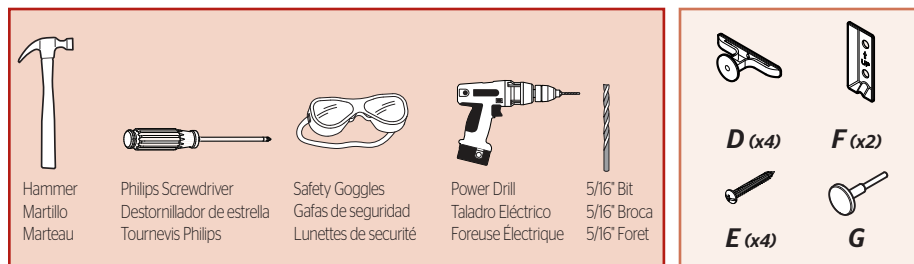
Go to Page 3 for DRYWALL install • Va a página 3 para paneles de yeso • Aller à la page 3 pour les cloison sèche

Go to Page 4 for STUD install • Va a página 4 para el montantes • Aller à la page 4 pour l'installation sur montant

Bracket Installation: Drywall Installation

Intalación del soporte: Instalación de Paneles de Yeso

Installation des supports de fixation: Installation du Cloison Sèche



2A

Installing into DRYWALL:
Drill four 5/16" holes.

Instalación de **PANELES DE YESO**:
 taladre cuatro orificios de 5/16".

Installation dans les **CLOISON SÈCHE**:
 Percer quatre trous de 5/16 po.

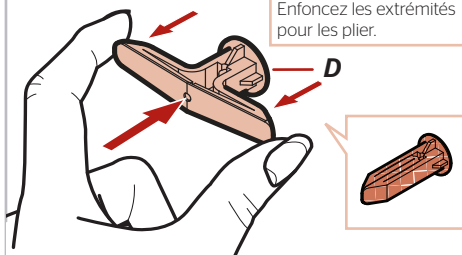


2B

Push in ends to fold.

Empuje en los extremos para doblar.

Enfoncez les extrémités pour les plier.



2C

Tap with hammer until flush

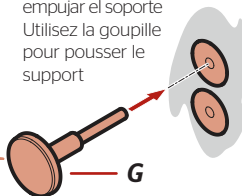
Golpear con martillo hasta que quede al ras.
 Tapez avec marteau jusqu'à la chasse d'eau.



2D

Use Pin to push out bracket

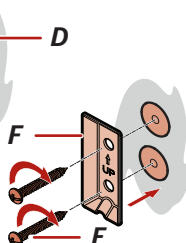
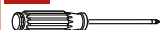
Use el pasador para empujar el soporte
 Utilisez la goupille pour pousser le support



Lightly tap pin head with hammer until it reaches notch. Remove Pin.
 Golpee ligeramente la cabeza del pasador con el martillo hasta que alcance la muesca. Quitar pin.
 Tapez légèrement la tête de goupille avec un marteau jusqu'à ce qu'elle atteigne l'entaille. Retirer la broche.

2E

x4



Back of wall*
 Detrás de la pared*
 L'arrière du mur*

*optimal drywall anchor orientation

*orientación óptima de anclaje de paneles de yeso

*orientation optimale de l'ancrage des cloisons sèches

2

Bracket Installation: Studs Installation

Instalación del soporte: Instalación del Montantes

Installation des supports de fixation: Installation du Montant



Philips Screwdriver
Destornillador de estrella
Tournevis Phillips



Power Drill
Taladro Eléctrico
Foreuse Électrique



1/8" Bit
1/8" Broca
1/8" Foret



E (x4)



F (x2)

2A

Installing into STUDS:
Drill four 1/8" holes.

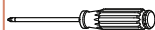
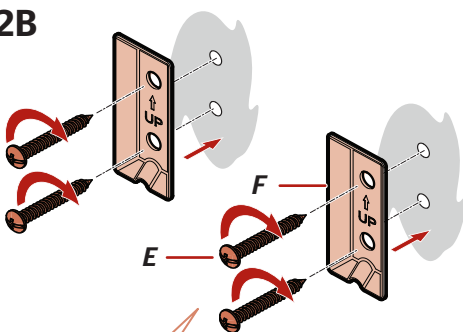
Instalación en **MONTANTES**:
taladre cuatro agujeros de 1/8".

Installation dans les **MONTANT**:
Percer quatre trous de 1/8 po.



x4

2B



x4

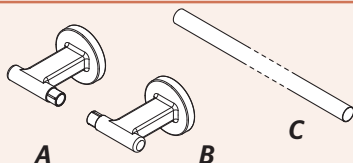
Proceed to Page 5 • Continuar con el página 5 • Continuer à la page 5

3

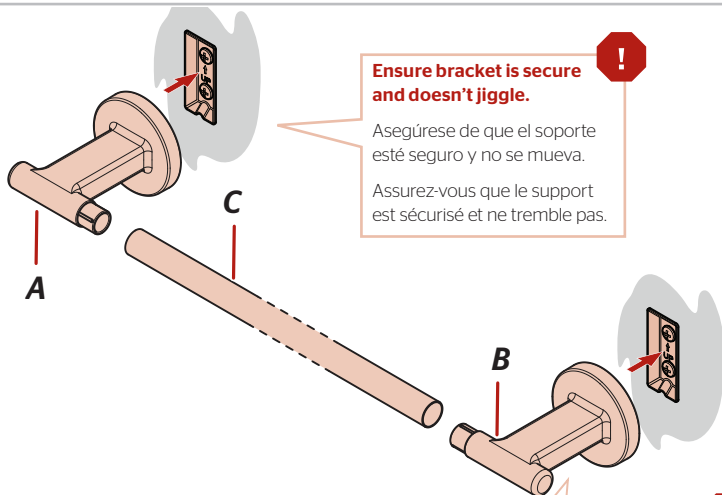
Towel Bar Installation Instalación del Toallero de Barra Installation de le Porte-Serviette

1

2mm Hex Wrench
Llave hexagonal de 2mm
Cle hexagonale du 2mm



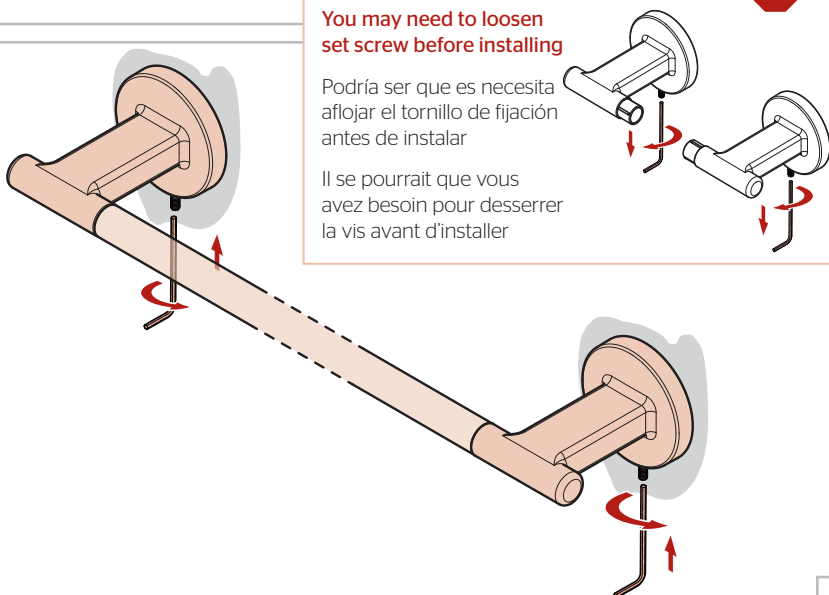
3A



Ensure bracket is secure and doesn't jiggle.

Asegúrese de que el soporte esté seguro y no se mueva.
Assurez-vous que le support est sécurisé et ne tremble pas.

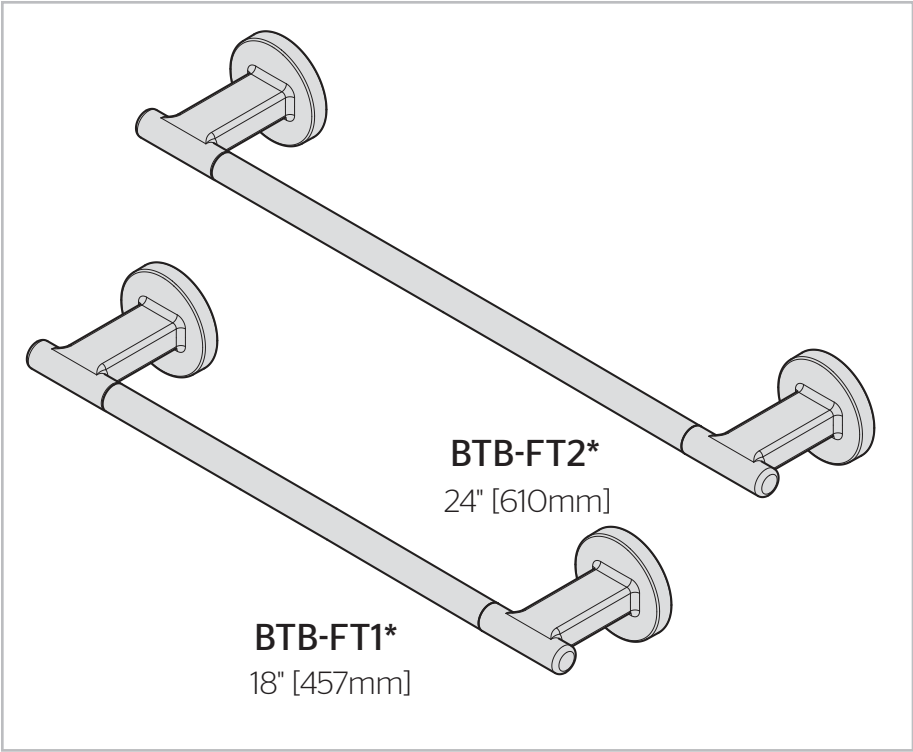
3B



You may need to loosen set screw before installing


Podría ser que es necesita aflojar el tornillo de fijación antes de instalar

Il se pourrait que vous avez besoin pour desserrer la vis avant d'installer



Spare Parts

Piezas de repuesto
Pièces de rechange



931-1659

	English	Español	Français
B	Matte Black	Negra Mate	Noir Mat
BG	Brushed Gold	Oro Cepillado	Or Balayé
C	Polished Chrome	Cromo Pulido	Chrome Poli
GS	Brushed Nickel with Spot Defense	Níquel Cepillado con Spot Defense	Nickel Brossé avec Spot Defense

CLEANING INSTRUCTIONS: Use only a soft damp cloth to clean and shine. Use of polish, detergents, abrasive cleaners, organic solvents, or acid may cause damage. Use of other than a soft damp cloth will nullify our warranty!

INSTRUCCIONES PARA LIMPIEZA: Use solamente un paño suave y húmedo. El uso de pulidores, detergentes, limpiadores abrasivos, solventes orgánicos o ácidos puede provocar daños. ¡El uso de algo más que un paño suave y húmedo invalida nuestra garantía!

INSTRUCTION DE NETTOYAGE: Utilisez uniquement un chiffon doux et humide pour nettoyer et faire briller. L'utilisation de polir, de détergents, de nettoyeurs abrasifs, les solvants organiques, ou acide peuvent causer des dommages. L'utilisation d'autres d'un chiffon doux humide annulera la garantie!

For Warranty & Care Information or Ordering Replacement Parts:

Para información sobre la garantía y el mantenimiento o para ordenar piezas de repuesto:
Pour renseignements sur la garantie et l'entretien ou pour commander des pièces de rechange:

Pfister
FAUCETS

1-800-PFAUCET (732-8238)
pfisterfaucets.com

PFISTER® LIFETIME LIMITED WARRANTIES

Lifetime Limited Warranties - Residential

Mechanical Limited Warranty: Except as otherwise provided below, ASSA ABLOY Americas Residential Inc., for its Pfister brand products ("Pfister"), warrants to the original residential purchaser that their Pfister product (the "Product," excluding the electronic sensor, control box, power unit, GE filter manifold and GE filter cartridges) will be free of all defects in materials and workmanship that would impair the intended and proper use of the Product for the lifetime of the Product, and the "lifetime" of the Product shall be from the date of purchase for as long as the original purchaser occupies the residential premises in which the Product was originally installed.

Electrical Component Limited Warranty: Except as otherwise provided below, for electrical components, including the electronic sensor, control box and power unit (battery pack or AC adapter), Pfister warrants to the original residential purchaser that the electrical components of their Product will be free of all defects in materials and workmanship for the lifetime of the Product, and the "lifetime" of the Product shall be for a period of five (5) years from the date of purchase, as long as the original purchaser occupies the residential premises in which the Product was originally installed.

GE Filter Manifold and Cartridges Limited Warranty: Except as otherwise provided below, for GE filter manifold and cartridges, Pfister warrants to the original residential purchaser that their Product will be free of all defects in materials and workmanship for the lifetime of the Product, and the "lifetime" of the Product shall be for a period of one (1) year from the date of purchase for the GE filter manifold and thirty (30) days from the date of purchase for the GE filter cartridges, as long as the original purchaser occupies the residential premises in which the Product was originally installed.

Finish Limited Warranty: Except as otherwise provided below, Pfister warrants to the original residential purchaser against deterioration of the Product's finish for the lifetime of the Product, and the "lifetime" of the Product shall be from the date of purchase for as long as the original purchaser occupies the residential premises in which the Product was originally installed.

Lifetime Limited Warranties - Commercial

Mechanical Limited Warranty: Except as otherwise provided below, if the Product is installed in a commercial application, Pfister warrants to the original commercial purchaser that their Product will be free of all defects in materials and workmanship that would impair the ordinary and proper use of the Product for the lifetime of the Product, and the "lifetime" of the Product shall be limited to a period of ten (10) years from the date of purchase, as long as the original purchaser owns the commercial premises in which the Product was originally installed.

Electrical Component Limited Warranty: Except as otherwise provided below, if the Product is installed in a commercial application, Pfister warrants to the original commercial purchaser that the electrical components of their Product will be free of all defects in materials and workmanship for the lifetime of the Product, and the "lifetime" of the Product shall be limited to a period of three (3) years from the date of purchase, as long as the original purchaser owns the commercial premises in which the Product was originally installed.

GE Filter Manifold and Cartridges Limited Warranty: Except as otherwise provided below, if the Product is installed in a commercial application, Pfister warrants to the original commercial purchaser that their Product will be free of all defects in materials and workmanship for the lifetime of the Product, and the "lifetime" of the Product shall be limited to a period of one (1) year from the date of purchase for the GE filter manifold, and a period of thirty (30) days from the date of purchase for the GE filter cartridges, as long as the original purchaser owns the commercial premises in which the Product was originally installed.

Finish Limited Warranty: Except as otherwise provided below, if the Product is installed in a commercial application, Pfister warrants to the original commercial purchaser against material deterioration of the Product's finish for the lifetime of the Product, and the "lifetime" of the Product shall be limited to a period of ten (10) years from the date of purchase, as long as the original purchaser owns the commercial premises in which the Product was originally installed.

Authorized Sellers: These residential and commercial warranties apply only to Products purchased from Pfister or a Pfister authorized seller, unless otherwise prohibited by law. Pfister Products are legitimately sold only by authorized sellers who are required to follow Pfister's policies, procedures, and quality control standards. Pfister reserves the right to reject warranty claims from purchasers for Products purchased from unauthorized sellers, including unauthorized Internet sites. If you have any questions about whether a seller is authorized, please contact us at 1-800-Pfaucet (1-800-732-8238).

Exclusions from Warranties

Pfister produces all Products in accordance with Pfister's institutional quality control standards. However, the Products are susceptible to indentation and imperfections due to specific processes, malleability of the materials, and the elements of human intervention during manufacture. Although our internal safeguards protect us against shipping Products of unacceptable quality, an imperfection or surface blemish may be considered the highest quality standard obtainable on a particular Product. All final decisions of quality remain exclusively in the discretion of Pfister.

Conditions that are not covered by these warranties include:

1. Any Pfister Product installed prior to January 1, 1997 is not covered by these warranties.
2. Any Pfister Product which has been damaged as a result of installation contrary to any of Pfister's written installation instructions is not covered by these warranties.
3. Any Pfister Product which has been modified by any non-Pfister components is not covered by these warranties.
4. Any Pfister Product having a defect caused by neglect, misuse, abuse, unreasonable or extraordinary use, or improper maintenance or repair, accidents or acts of God, is not covered by these warranties.
5. Any Pfister Product having a defect due to use of paints, solvents, or other chemicals is not covered by these warranties.
6. Any Pfister Product that is used in combination with assemblies, aerators, cartridges, handles, hoses, spouts, or any other component other than those manufactured by Pfister and designated for use with the applicable Product is not covered by these warranties.
7. Any Pfister Product that was purchased from an unauthorized seller is not covered by these warranties.

These warranties are not transferable. Except as otherwise stated herein, if there are any differences between these warranties and warranties printed in marketing or other Product materials, these warranties shall control.

Warranty Claims

Any Product believed to be defective as covered by these warranties may not be returned for warranty service without prior authorization from Pfister. Purchasers who wish to make a warranty claim based upon a Product defect must contact Pfister within thirty (30) days from the date of discovery of the alleged defect(s). In order to notify Pfister and receive assistance or service under these warranties, you may: (1) speak with a consumer service representative by calling 1-800-Pfaucet (1-800-732-8238), or (2) write to the Consumer Service Department c/o ASSA ABLOY Americas Residential Inc., 19701 DaVinci, Lake Forest, CA 92610, and include a description of the claimed defect, model number, your name, address, phone number, and a dated proof of purchase, or (3) email Pfister's customer service department by going to www.pfisterfaucets.com, or (4) notify the location or distributor from which the Product was purchased.

Please note that, for all warranty claims, you will be required to provide a description of any claimed defect(s) and a dated proof of purchase from Pfister or the Pfister authorized seller to verify warranty eligibility. Pfister reserves the right to request other information and evidence reasonably required to verify warranty eligibility and, if requested, you must permit inspection of the Product by Pfister or its representatives. If, after investigation, Pfister honors the warranty claim, the remedy will be performed by or on behalf of Pfister in accordance with the below heading, "Remedies." Please note that Products may not be returned to Pfister without prior authorization from Pfister. If authorized by Pfister, you will need to mail your Product to ASSA ABLOY Americas Residential Inc., 19701 DaVinci, Lake Forest, CA 92610.

Remedies

For certain claimed defect(s) covered by these warranties, as determined by Pfister, Pfister will provide you with troubleshooting steps. For other claimed defect(s) covered by these warranties, as determined by Pfister, Pfister will replace the defective Product or part. If a Pfister Product, which is the same

PFISTER® LIFETIME LIMITED WARRANTIES

as the Pfister Product or any part covered by these warranties, has been discontinued at the time of replacement or if Pfister determines, in its sole discretion, that such replacement is inappropriate. Pfister reserves the right to substitute an alternative product. Pfister also reserves the right to accept or reject an alternative product proposed as a replacement, when the value is higher than that of the Product originally purchased by the purchaser. Except as expressly provided in these warranties to the contrary, PFISTER SHALL NOT BE OBLIGATED OR LIABLE FOR LABOR OR MATERIALS, OR OTHER CHARGES RELATED TO INSTALLATION, REPAIR OR REPLACEMENT OF A PFISTER PRODUCT, OR FOR LOSS OF, OR DAMAGE TO, ANY MATERIAL WHICH IS NOT SOLD BY PFISTER.

Limitation of Liabilities

THERE ARE NO EXPRESS OR IMPLIED WARRANTIES THAT EXTEND BEYOND THOSE STATED HEREIN. ANY IMPLIED WARRANTIES THAT MAY BE APPLICABLE TO PRODUCTS, INCLUDING IMPLIED WARRANTIES OF MERCHANTABILITY OR FITNESS FOR A PARTICULAR PURPOSE, ARE LIMITED IN DURATION TO THE DURATION OF THIS WARRANTY. SOME STATES DO NOT ALLOW LIMITATIONS ON HOW LONG AN IMPLIED WARRANTY LASTS, SO THE ABOVE LIMITATION MAY NOT APPLY TO YOU. UNDER NO CIRCUMSTANCES SHALL PFISTER BE LIABLE FOR ANY SPECIAL, INCIDENTAL, OR CONSEQUENTIAL DAMAGES BASED UPON BREACH OF THIS LIMITED WARRANTY, BREACH OF CONTRACT, OR STRICT LIABILITY. SOME STATES DO NOT ALLOW THE EXCLUSION OR LIMITATION OF INCIDENTAL OR CONSEQUENTIAL DAMAGES, SO THE ABOVE LIMITATION OR EXCLUSION MAY NOT APPLY TO YOU. THIS WARRANTY GIVES YOU SPECIFIC LEGAL RIGHTS, AND YOU MAY ALSO HAVE OTHER RIGHTS WHICH VARY FROM STATE TO STATE.

Effective Date: January 30, 2025

Copyright © 2025, Pfister Faucets, an ASSA ABLOY Group company. All rights reserved.
Reproduction in whole or in part without the express permission of Pfister Faucets is prohibited.